

FORM NO. MGT 9
EXTRACT OF ANNUAL RETURN
As on financial year ended on 31.03.2017

Pursuant to Section 92 (3) of the Companies Act, 2013 and rule 12(1) of the Company (Management & Administration) Rules, 2014.

I. REGISTRATION & OTHER DETAILS:		
1	CIN	U45202MH2009PTC194760
2	Registration Date	8/8/2009
3	Name of the Company	PINNACLE INFRAHEIGHTS PRIVATE LIMITED
4	Category/Sub-category of the Company	Company limited by shares Indian Non-Government Company
5	Address of the Registered office & contact details	PLOT NO.84 & 85,SECTOR 8A, CBD NAVI MUMBAI, NAVI MUMBAI, MAHARASHTRA- 400614, INDIA
6	Whether listed company	Unlisted
7	Name, Address & contact details of the Registrar & Transfer Agent, if any.	NA

II. PRINCIPAL BUSINESS ACTIVITIES OF THE COMPANY			
(All the business activities contributing 10 % or more of the total turnover of the company shall be stated)			
S. No.	Name and Description of main products / services	NIC Code of the Product/service	% to total turnover of the company
1	Construction of other civil engineering projects	4290	100

III. PARTICULARS OF HOLDING, SUBSIDIARY AND ASSOCIATE COMPANIES					
SN	Name and address of the Company	CIN/GLN	Holding/ Subsidiary/ Associate	% of shares held	Applicable Section
1					
2					

IV. SHARE HOLDING PATTERN									
(Equity share capital breakup as percentage of total equity)									

(i) Category-wise Share Holding

Category of Shareholders	No. of Shares held at the beginning of the year [As on 31-March-2016]				No. of Shares held at the end of the year [As on 31-March-2017]				% Change during the year
	Demat	Physical	Total	% of Total Shares	Demat	Physical	Total	% of Total Shares	
A. Promoters									
(1) Indian									
a) Individual/ HUF	-	150,000	150,000	100.00%	-	150,000	150,000	100.00%	0.00%
b) Central Govt	-	-	-	0.00%	-	-	-	0.00%	0.00%
c) State Govt(s)	-	-	-	0.00%	-	-	-	0.00%	0.00%
d) Bodies Corp.	-	-	-	0.00%	-	-	-	0.00%	0.00%
e) Banks / FI	-	-	-	0.00%	-	-	-	0.00%	0.00%
f) Any other	-	-	-	0.00%	-	-	-	0.00%	0.00%
Sub Total (A) (1)	-	150,000	150,000	100.00%	-	150,000	150,000	100.00%	0.00%
(2) Foreign									
a) NRI Individuals	-	-	-	0.00%	-	-	-	0.00%	0.00%
b) Other Individuals	-	-	-	0.00%	-	-	-	0.00%	0.00%
c) Bodies Corp.	-	-	-	0.00%	-	-	-	0.00%	0.00%
d) Any other	-	-	-	0.00%	-	-	-	0.00%	0.00%
Sub Total (A) (2)	-	-	-	0.00%	-	-	-	0.00%	0.00%
TOTAL (A)	-	150,000	150,000	100.00%	-	150,000	150,000	100.00%	0.00%
B. Public									
1. Institutions									
a) Mutual Funds	-	-	-	0.00%	-	-	-	0.00%	0.00%
b) Banks / FI	-	-	-	0.00%	-	-	-	0.00%	0.00%
c) Central Govt	-	-	-	0.00%	-	-	-	0.00%	0.00%
d) State Govt(s)	-	-	-	0.00%	-	-	-	0.00%	0.00%
e) Venture Capital	-	-	-	0.00%	-	-	-	0.00%	0.00%



Funds	-	-	-	-	-	-	-	-	-
f) Insurance	-	-	-	0.00%	-	-	-	0.00%	0.00%
g) FIs	-	-	-	0.00%	-	-	-	0.00%	0.00%
h) Foreign Venture Capital Funds	-	-	-	0.00%	-	-	-	0.00%	0.00%
i) Others (specify)	-	-	-	0.00%	-	-	-	0.00%	0.00%
Sub-total (B)(1):-	-	-	-	0.00%	-	-	-	0.00%	0.00%
2. Non-Institutions									
a) Bodies Corp.	-	-	-	-	-	-	-	-	-
i) Indian	-	-	-	0.00%	-	-	-	0.00%	0.00%
ii) Overseas	-	-	-	0.00%	-	-	-	0.00%	0.00%
b) Individuals	-	-	-	-	-	-	-	-	-
i) Individual shareholders holding nominal share capital upto	-	-	-	0.00%	-	-	-	0.00%	0.00%
ii) Individual shareholders holding nominal share capital in	-	-	-	0.00%	-	-	-	0.00%	0.00%
c) Others (specify)	-	-	-	-	-	-	-	-	-
Non Resident	-	-	-	0.00%	-	-	-	0.00%	0.00%
Overseas Corporate Bodies	-	-	-	0.00%	-	-	-	0.00%	0.00%
Foreign Nationals	-	-	-	0.00%	-	-	-	0.00%	0.00%
Clearing Members	-	-	-	0.00%	-	-	-	0.00%	0.00%
Trusts	-	-	-	0.00%	-	-	-	0.00%	0.00%
Foreign Bodies - D	-	-	-	0.00%	-	-	-	0.00%	0.00%
Sub-total (B)(2):-	-	-	-	0.00%	-	-	-	0.00%	0.00%
Total Public (B)	-	-	-	0.00%	-	-	-	0.00%	0.00%
C. Shares held by Custodian for GDRs & ADRs	-	-	-	0.00%	-	-	-	0.00%	0.00%
Grand Total	-	150,000	150,000	100.00%	-	150,000	150,000	100.00%	0.00%

(ii) Shareholding of Promoter

SN	Shareholder's Name	Shareholding at the beginning of the year			Shareholding at the end of the year			% change in shareholding during the year
		No. of Shares	% of total Shares of the company	% of Shares Pledged/ encumbered to total shares	No. of Shares	% of total Shares of the company	% of Shares Pledged / encumbered to total shares	
1	PRAVIN PANNALAL KARNAVAT	120,000	80.00%	0	120,000	80.00%	0	0.00%
2	NUTAN PRAVIN KARNAVAT	30,000	20.00%	0	30,000	20.00%	0	0.00%

(iii)(a) Change in Promoters' Shareholding (please specify, if there is no change)


PRAVIN PANNALAL KARNAVAT

SN	Particulars	Date	Reason	Shareholding at the beginning of the year		Cumulative Shareholding during the year	
				No. of shares	% of total shares	No. of shares	% of total shares
	At the beginning of the year	4/1/2016		120,000	80.00%	120,000	80.00%
	Changes during the year			-	0.00%	-	0.00%
					0.00%		0.00%
	At the end of the year	3/31/2017		120,000	80.00%	120,000	80.00%

(iii)(b) Change in Promoters' Shareholding (please specify, if there is no change)

NUTAN PRAVIN KARNAVAT

SN	Particulars	Date	Reason	Shareholding at the beginning of the year		Cumulative Shareholding during the year	
				No. of shares	% of total shares	No. of shares	% of total shares



			No. of shares	% of total shares	No. of shares	% of total shares
At the beginning of the	4/1/2016		30,000	20.00%	30,000	20.00%
Changes during the year			-	0.00%	-	0.00%
				0.00%		0.00%
At the end of the year	3/31/2017		30,000	20.00%	30,000	20.00%

(iv) Shareholding Pattern of top ten Shareholders

(Other than Directors, Promoters and Holders of GDRs and ADRs): *

SN	For each of the Top 10 shareholders	Date	Reason	Shareholding at the beginning of the year		Cumulative Shareholding during the year	
				No. of shares	% of total shares	No. of shares	% of total shares
1	Name						
	At the beginning of the				0.00%		0.00%
	Changes during the				0.00%		0.00%
	At the end of the year				0.00%		0.00%
2	Name						
	At the beginning of the				0.00%		0.00%
	Changes during the				0.00%		0.00%
	At the end of the year				0.00%		0.00%

(v) Shareholding of Directors and Key Managerial Personnel:


SN	Shareholding of each Directors and each Key Managerial Personnel	Date	Reason	Shareholding at the beginning of the year		Cumulative Shareholding during the year	
				No. of shares	% of total shares	No. of shares	% of total shares
1	PRAVIN PANNALAL KARNAVAT						
	At the beginning of the	4/1/2016		120,000	80.00%	120,000	80.00%
	At the end of the year	3/31/2017		120,000	80.00%	120,000	80.00%
2	NUTAN PRAVIN KARNAVAT						
	At the beginning of the	4/1/2016		30,000	20.00%	30,000	20.00%
	At the end of the year	3/31/2017		30,000	20.00%	30,000	20.00%

V. INDEBTEDNESS

Indebtedness of the Company including interest outstanding/accrued but not due for payment.

Particulars	Secured Loans excluding deposits	Unsecured Loans	Deposits	Total Indebtedness
Indebtedness at the beginning of the financial year				
i) Principal Amount	-	23,376,100.00	-	23,376,100.00
ii) Interest due but not paid	-	-	-	-
iii) Interest accrued but not	-	-	-	-
Total (i+ii+iii)		23,376,100.00		23,376,100.00
Change in Indebtedness during the financial year				
* Addition		-	-	-
* Reduction	-	5,424,000.00	-	5,424,000.00
Net Change		5,424,000.00		5,424,000.00
Indebtedness at the end of the financial year				
i) Principal Amount	-	17,952,100.00	-	17,952,100.00
ii) Interest due but not paid	-	-	-	-
iii) Interest accrued but not due	-	-	-	-
Total (i+ii+iii)		17,952,100.00		17,952,100.00

VI. REMUNERATION OF DIRECTORS AND KEY MANAGERIAL PERSONNEL



A. Remuneration to Managing Director, Whole-time Directors and/or Manager:

SN.	Particulars of Remuneration	Name of MD/WTD/ Manager			Total Amount (Rs/Lac)
		Name	Designation		
1	Gross salary				
	(a) Salary as per provisions contained in section 17(1) of the Income-tax Act, 1961				
	(b) Value of perquisites u/s 17(2) Income-tax Act, 1961				
	(c) Profits in lieu of salary under section 17(3) Income- tax Act, 1961				
2	Stock Option				
3	Sweat Equity				
4	Commission				
	- as % of profit				
	- others, specify				
5	Others, please specify				
	Total (A)				
	Ceiling as per the Act				

B. Remuneration to other Directors


SN.	Particulars of Remuneration	Name of Directors			Total Amount (Rs/Lac)
		Name	Designation		
1	Independent Directors				
	Fee for attending board committee meetings				
	Commission				
	Others, please specify				
	Total (1)				
2	Other Non-Executive Directors				
	Fee for attending board committee meetings				
	Commission				
	Others, please specify				
	Total (2)				
	Total (B)=(1+2)				
	Total Managerial Remuneration				
	Overall Ceiling as per the Act				

C. Remuneration to Key Managerial Personnel other than MD/Manager/WTD

SN.	Particulars of Remuneration	Name of Key Managerial Personnel			Total Amount (Rs/Lac)
		Name	Designation		
		CEO	CFO	CS	
1	Gross salary				
	(a) Salary as per provisions contained in section 17(1) of the Income-tax Act, 1961				
	(b) Value of perquisites u/s 17(2) Income-tax Act,				
	(c) Profits in lieu of salary under section 17(3) Income- tax Act, 1961				
2	Stock Option				
3	Sweat Equity				
4	Commission				
	- as % of profit				
	- others, specify				
5	Others, please specify				
	Total				

VII. PENALTIES / PUNISHMENT/ COMPOUNDING OF OFFENCES.

Type	Section of the Companies	Brief Description	Details of Penalty / Punishment/ Compounding fees imposed	Authority [RD / NCLT/ COURT]	Appeal made, if any (give Details)



A. COMPANY					
Penalty					
Penalty					
Penalty					
Punishment					
Compounding					
B. DIRECTORS					
Penalty					
Punishment					
Compounding					
C. OTHER OFFICERS IN DEFAULT					
Penalty					
Punishment					
Compounding					

29th August, 2017
Navi Mumbai

On behalf of Board of Directors
PINNACLE INFRAHEIGHTS PRIVATE LIMITED

Mrs. N. P. Karnavat.
NUTAN PRAVIN KARNAVAT
Director
DIN: 02702081

P. P. Karnavat
PRAVIN PANNALAL KARNAVAT
Managing Director
DIN: 02702178

